



WANDA 12

12V MINI PENDANTS

location:
DRY

SPECIFICATIONS:

DESCRIPTION

Low voltage mini pendant with handcrafted glass.

LAMPING

LED: 6W Integrated source, dimmable, 85+ CRI, 3000°K CCT, 450 lumens, 30,000 hours.

DIFFUSER

Shade shall be made of handcrafted glass in various decors. 2.25" Dia. x 12" H

CORD

Standard cord is 10' field-adjustable coaxial type with teflon jacket and decorative sleeve at the socketholder. Jacket tint coordinates with metal finish.

STANDARD PENDANT (1XT)

Mini pendant comes complete with flat-style canopy. See next page for multi light options with "X" prefix.

METAL FINISH

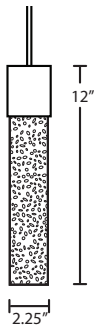
Glass retainer hardware and canopies are finished in Satin Nickel.

LABELS

UL or ETL Listed. Suitable for Damp Locations (interior use only).



WANDA 12 SHOWN IN LATTE BUBBLE (WAND12LT) & PLUM BUBBLE (WAND12PL)



WAND12BL BLUE BUBBLE WAND12CL CLEAR BUBBLE WAND12GD GOLD BUBBLE WAND12MS MOSS BUBBLE



Project Information:

For ordering information, see next page

All dimensions provided are nominal.
Allowance must be made for dimensional tolerance in handcrafted glasses.

REV 1/17



ORDERING:

CONNECTION	GLASS OPTIONS	LAMP OPTIONS	METAL FINISH
Pendant Fixtures	WAND12BL Blue Bubble	LED 6W LED	SN Satin Nickel
1XT Flat Canopy	WAND12CL Clear Bubble		
	WAND12GD Gold Bubble		
	WAND12LT Latte Bubble		
	WAND12MS Moss Bubble		
	WAND12PL Plum Bubble		

Multi light
X For Multi light
Canopy

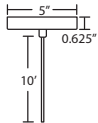


Multi light available
See options on right

Ex. 1XT-WAND12GD-LED-SN
Wanda LED Pendant, Gold Bubble Glass,
Satin Nickel Finish

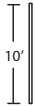
FIXED PENDANT OPTIONS:

1XT 1 LIGHT PENDANT, FLAT CANOPY



- Suitable for use on sloped ceilings
- 1x electronic 60W dimmable 120V transformer, fits partially in junction box
- Installs to standard 4" octagonal junction box
- Bronze or Satin Nickel metal finishes

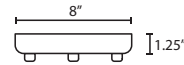
X 1 LIGHT PENDANT FOR MULTI-PORT CANOPIES



- Suitable for use on sloped ceilings
- 1x electronic 60W dimmable 120V transformer, fits partially in junction box
- Installs to standard 4" octagonal junction box
- Bronze or Satin Nickel metal finishes

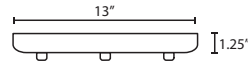
MULTI-PORT CANOPY OPTIONS:

T23X 3 LIGHT ROUND CANOPY



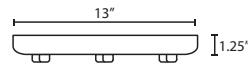
- Suitable for sloped ceilings
- Bronze or Satin Nickel
- 10" Dia. shades MAX, with staggered heights

T23XL 3 LIGHT LARGE ROUND CANOPY



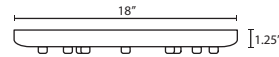
- Suitable for sloped ceilings
- Bronze or Satin Nickel
- 16" Dia. shades MAX, with staggered heights

T26X 6 LIGHT ROUND CANOPY




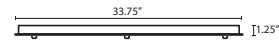
- Suitable for sloped ceilings
- Bronze or Satin Nickel
- 10" Dia. shades MAX, with staggered heights

T29X 9 LIGHT ROUND CANOPY




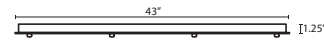
- Suitable for sloped ceilings
- Bronze or Satin Nickel
- 10" Dia. shades MAX, with staggered heights

T23V 3 LIGHT BAR CANOPY



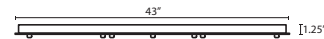
- Suitable for sloped ceilings
- Bronze or Satin Nickel
- 20" Dia. shades MAX, with staggered heights

T24V 4 LIGHT BAR CANOPY



- Suitable for sloped ceilings
- Bronze or Satin Nickel
- 20" Dia. shades MAX, with staggered heights

T27V 7 LIGHT BAR CANOPY



- Suitable for sloped ceilings
- Bronze or Satin Nickel
- 14" Dia. shades MAX, with staggered heights

HOW TO ORDER A MULTILIGHT FIXTURE

Order your canopy with the selected 12V multi light pendants (indicated by "X" prefix) for the complete fixture:

Example: 1x T23XL-SN (3 Light Large Round Canopy)

1x X-719819-SN (Karli Pendant in Carrera)

1x X-7198HN-SN (Karli Pendant in Honey)

1x X-719841-SN (Karli Pendant in Garnet)